

Customer Survey – Sheltered Housing

January 2022





About the Survey

Between October 2021 and January 2022 many of you took part in an important survey.

The survey focused on how happy you are with the way Brunelcare delivers key services and maintains your homes. The survey was anonymous and carried out by an independent market research company - Acuity Research & Practice.

Customers were split into 6 groups (Sheltered, Retirement Village, Care Homes, Help When You Need It – Community Support, Community Care and Extra Care) and each group was sent a questionnaire tailored to them.

The survey was carried out by sending a paper questionnaire to all customers.

This report contains key results from the survey in respect of customers' opinions about their homes and the services received.



A total of
406
customers took
part out of a
possible 906.



Housing Services



Some **88%** of customers are satisfied with the quality of their home, with slightly fewer feeling that their home is safe and secure (**85%**).



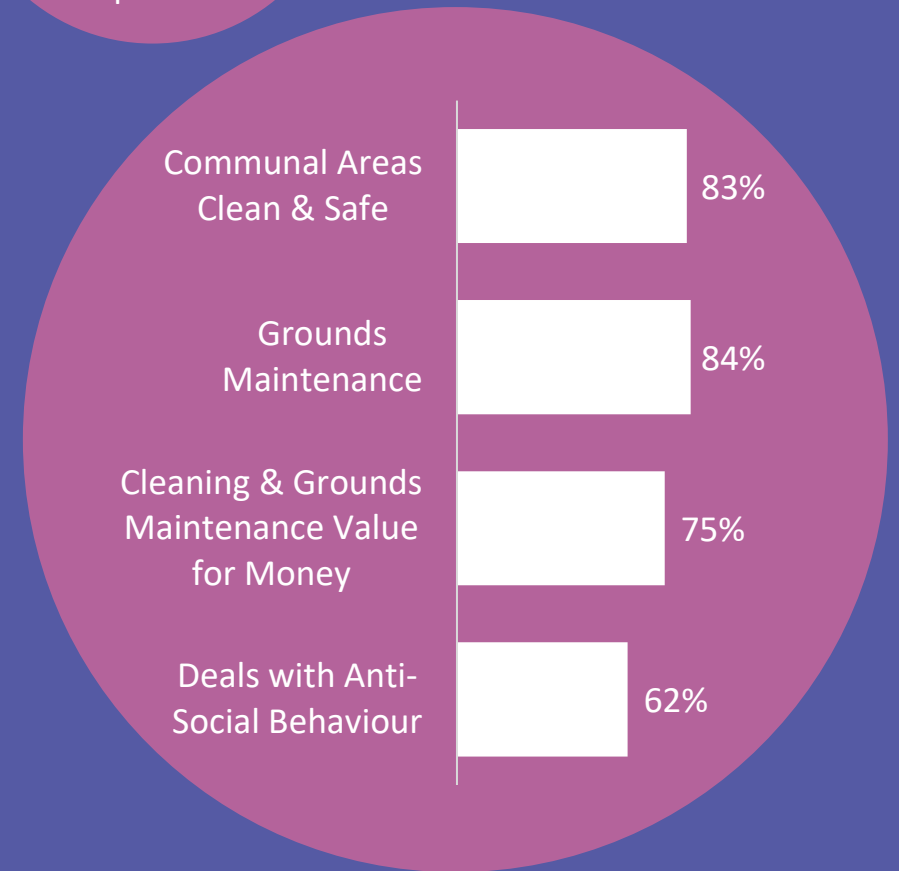
Over four-fifths of customers are satisfied with the overall appearance of their scheme (**84%**) and considerably fewer are satisfied that Brunelcare makes a positive contribution to their neighborhood (**68%**).



A further **86%** of customers are satisfied with the value for money that their rent represented and slightly fewer are satisfied with the value for money of their service charge (**75%**).

Customers want the quality and frequency of the cleaning service improved.

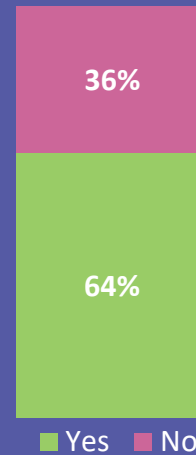
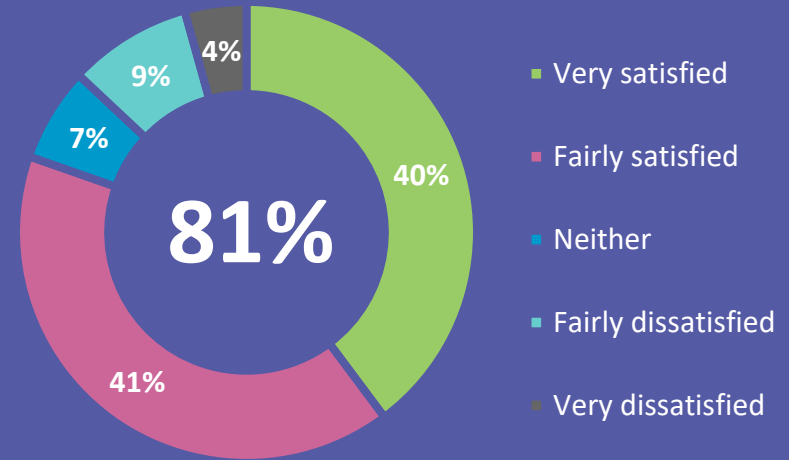
Customers also want general improvements to the grounds maintenance.





Repairs & Maintenance

Four-fifths of customers are satisfied with the way Brunelcare deals with repairs and maintenance (**81%**).



Of the two-thirds of customers who have had a repair completed by Brunelcare in their home in the last 12 months (**64%**), around nine in ten customers were satisfied with the service they received on this occasion (**87%**) and a further **85%** were satisfied that the repair was completed right first time.



Communications & Engagement



Some **85%** of customers feel that Brunelcare has friendly and approachable staff. However, slightly less (**79%**) feel that Brunelcare is easy to deal with as a whole.



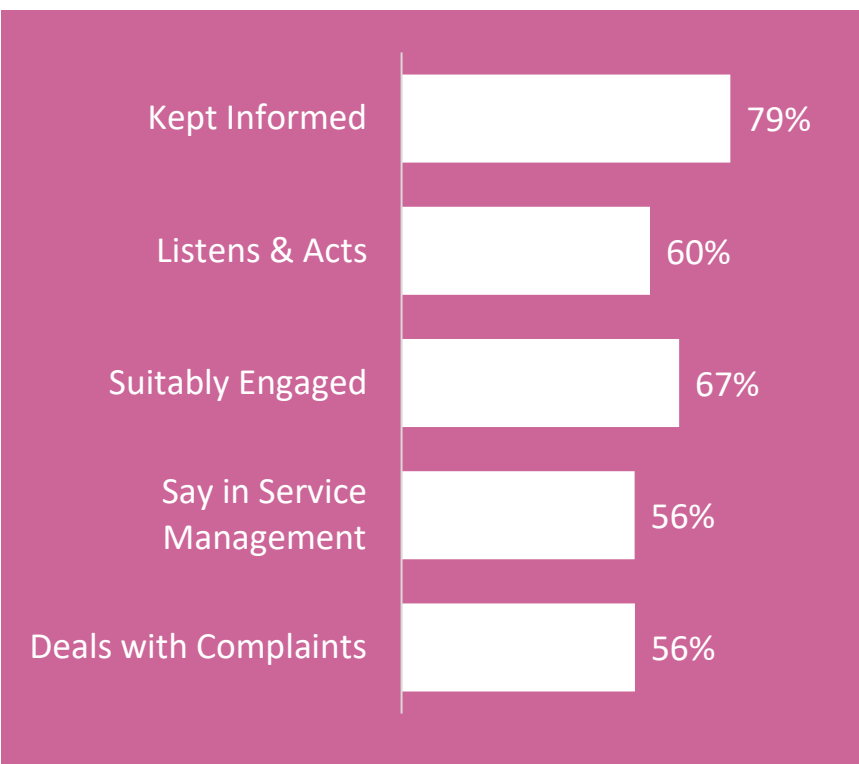
Just under two-thirds of customers feel that Brunelcare listens to their views and acts upon them (**60%**) and a further **56%** are satisfied that they have a say in how Brunelcare manages its services.



Almost four-fifths of customers are satisfied that Brunelcare keeps them informed (**79%**) and over two-thirds feel that they are kept suitably engaged by Brunelcare (**67%**).



Of the customers who have made a complaint to Brunelcare, over half are satisfied with how they deal with complaints (**56%**).



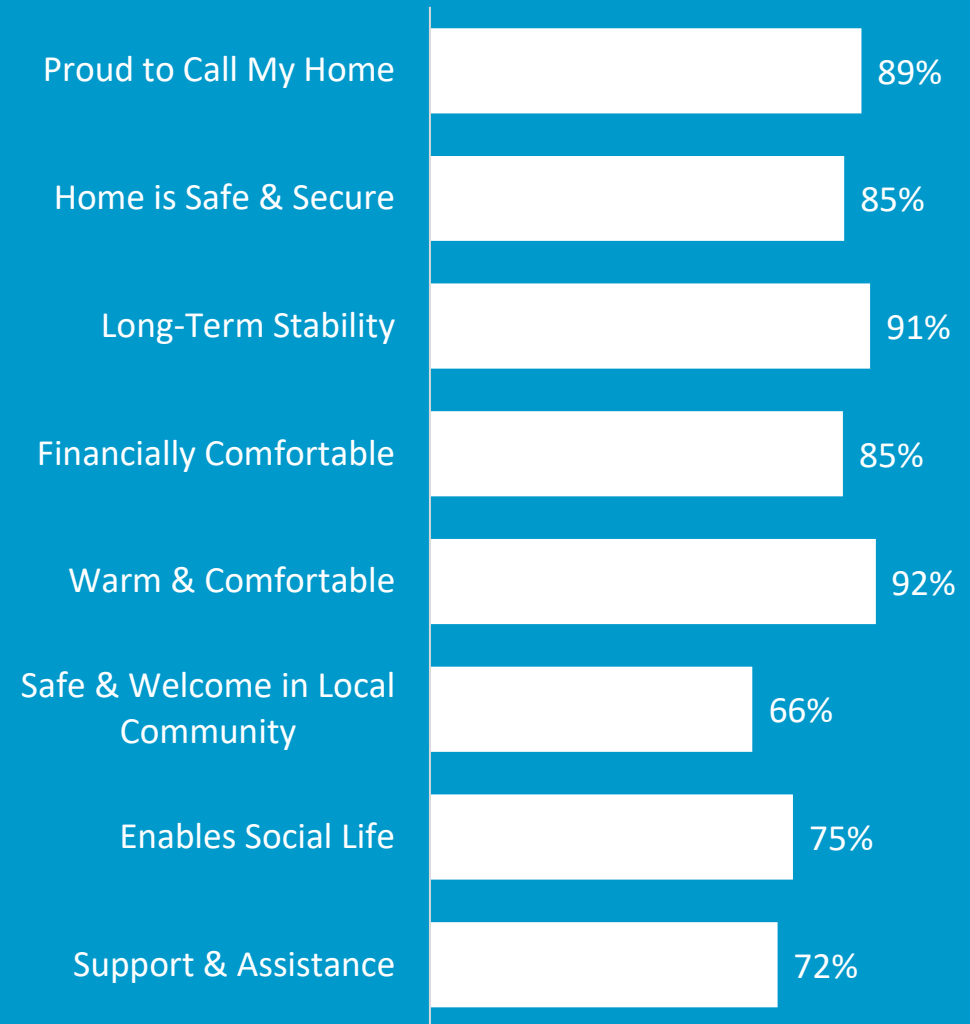


Customers' Homes & Lives

Almost nine in ten customers agree that they are proud to call where they live their home **(89%)** and slightly less agree that they feel that their home is safe and secure **(85%)**.

The majority of customers agree that they are financially comfortable in a Brunelcare property **(85%)**, they are warm and comfortable **(92%)** and that they feel they have long-term stability **(91%)**.

Three-quarters of customers agree that living in a Brunelcare property enables them to have the social life they wish to have **(75%)**.

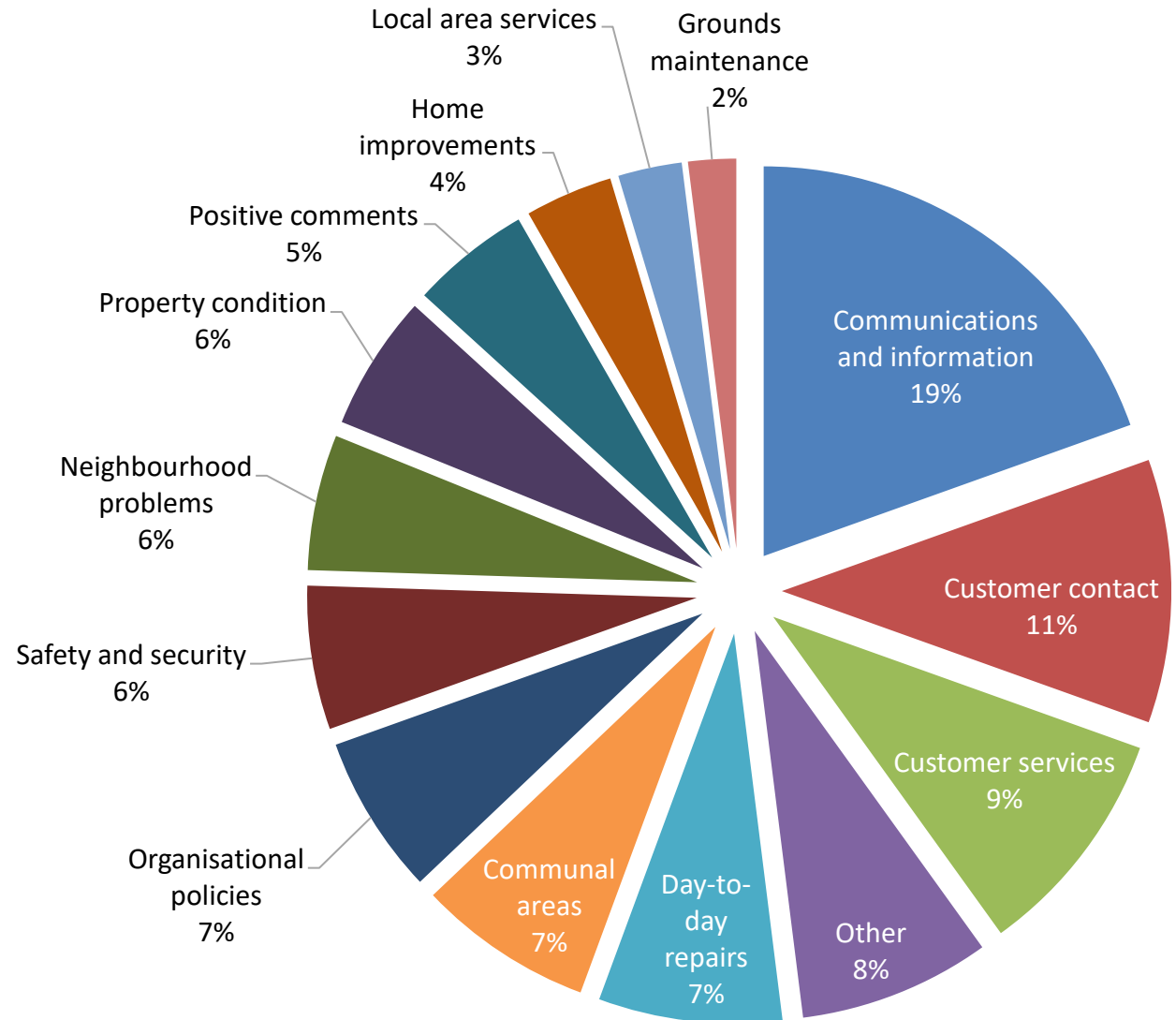




Improving Services

Customers were asked if there was one thing that Brunelcare could do to improve its services, what would they like it to be. Some **303** comments were received from customers about what could be improved, **5%** are positive and a further **12** customers gave 'no comment' or a neutral answer and it could be construed that they don't feel improvement is necessary.

There were a wide variety of suggestions for improvement and these are summarised in the chart across. Some **19%** of comments concern communications and information, **11%** customer contact, **10%** tenant services and management, **8%** day-to-day repair, **7%** communal areas and **7%** organisational policies.





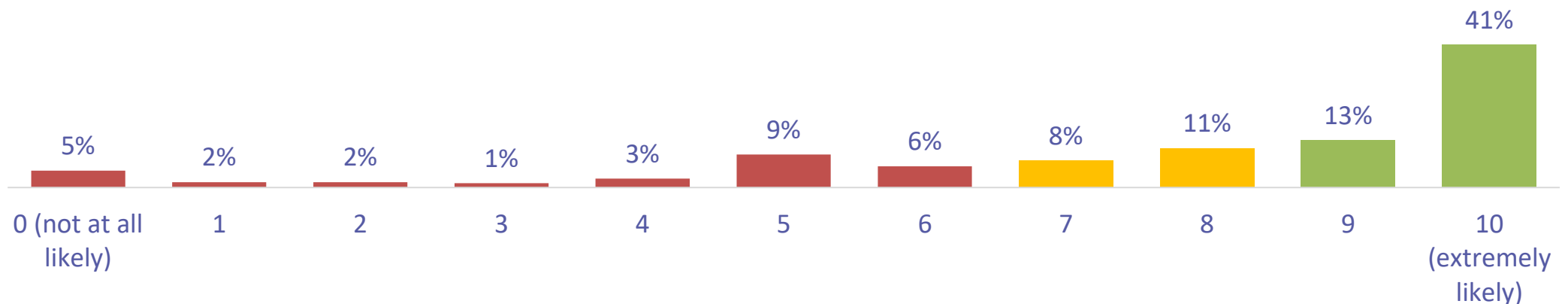
Recommending Brunelcare



Customers were also asked how likely they would be to recommend **Brunelcare** to other people. This is a **0-10 point rating** those who would recommend the organisation score **9 or 10**, those unsure score **7 or 8** and those who wouldn't recommend them **score 6 or below**.



Over a half of customers are very loyal and happy to recommend Brunelcare (**54%**), some **19%** are unsure and **27%** wouldn't recommend them, feeling rather more negative about the organisation.



You Say – We Do

Carrying out this survey is just part of the work Brunelcare does to involve you in developing services. As well as publishing the results of the survey, Brunelcare plans to put the findings to good use by working with customers to further improve the services they provide.





INVESTORS
IN PEOPLE

Registered as a charity (201555) and
Regulator of Social Housing (LH0269)

brunelcare 